


An Overview of Coupled data Assimilation Methods

Andrea Storto¹,
Patrick Laloyaux², Daniel Lea³, Matt Martin³

¹*CMCC, Bologna, Italy*

²*ECMWF, Reading, UK*

³*MetOffice, Exeter, UK*



ERA-CLIM2 Symposium

Bern, 14/12/2017

Coupled data assimilation

Coupled models (or in general Earth's system models) are numerical models that embed governing equations of physical processes, at different degree of accuracy/approximation/parametrization

Earth's system models are used in a variety of weather and climate-oriented applications:

- Reconstructions and/or reanalyses***
- Prediction systems (short, medium, long, seasonal, decadal ranges)***
- Climate simulations (with forcing from atmospheric gases composition)***
- Future and scenario projections***

As processes in nature (but not in models) are intrinsically coupled, so the observations are, in the sense that their measurements refer to coupled processes. It is natural to envisage coupled data assimilation for

- Better representation of coupled processes***
- Better exploitation of observing networks***



Coupled data assimilation

*This concept applies to both **short- (NWP)** to **long- (seasonal and decadal)** ranges operational prediction systems, to extend predictive skills, and climate-oriented reconstructions (**Earth's system reanalyses**), to improve past weather events reconstructions and low-frequency variability.*

We consider hereafter air-sea coupling only, most ideas can be applied to all other couplings

Uncoupled DA is still largely used (e.g. ocean reanalyses forced by atmospheric reanalyses, atmospheric composition reanalyses forced by atmospheric reanalyses, etc.) and will continue to be for a number of reasons (high-resolution target, historical and cultural reasons, computational costs, etc)

Generally coupled data assimilation is divided in:

Weakly Coupled data assimilation (WCDA)

Data assimilation is applied to each of the components of the coupled model independently, but the forecast (hence the background) is coupled.

An observation in one medium does NOT impact the coupled forecast initial conditions in another medium, but background fields for observation departures computation are coupled

Strongly Coupled data assimilation (SCDA)

Data assimilation is not applied independently, i.e. an observation in one medium impacts the coupled forecast initial conditions in another medium.



Weakly Coupled data assimilation

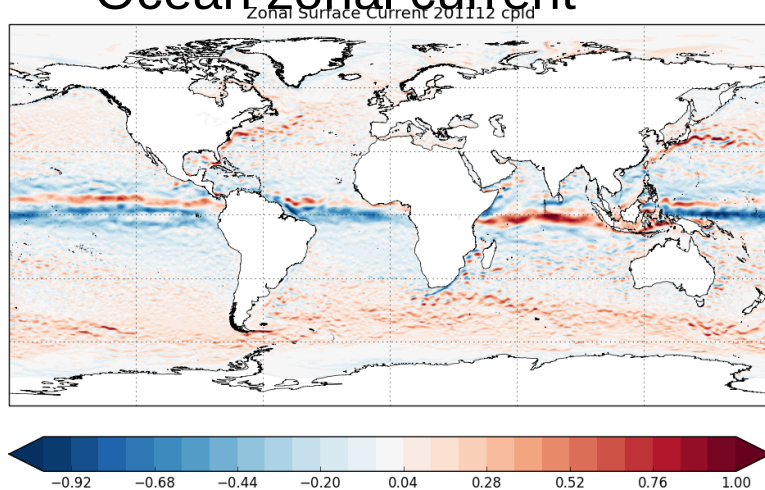
In uncoupled data assimilation some consistency between media may be achieved if interface data used are the same (e.g. SST for relaxation in the ocean and surface boundary conditions in the atmosphere)

Weakly Data assimilation is relatively easy to implement for operational centers already running long-term (seasonal, decadal) prediction systems

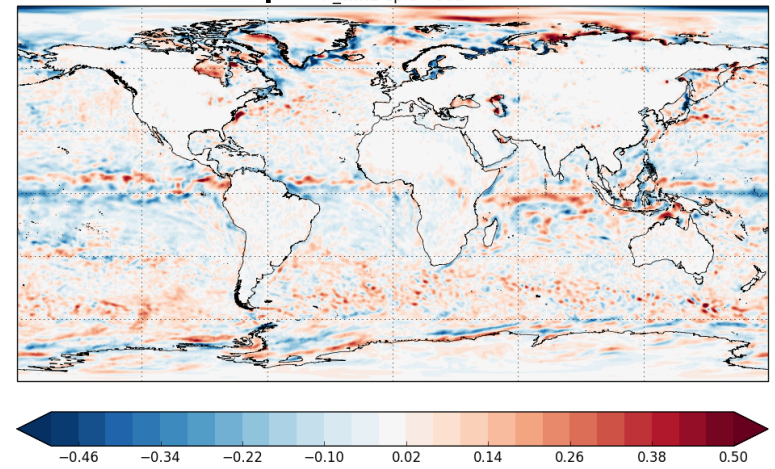
The MetOffice Experience: Weakly coupled ocean/sea-ice/atmosphere/land data assimilation system was developed in N216/ORCA025 (60km/25km) configuration and reported in Lea *et al.* (2015). It is a demonstration operational system

Future work, by ~2019, is to upgrade the resolution of the demonstration operational

Ocean zonal current



Zonal wind: coupled control difference



Issues remain: optimal time-window, diurnal cycle representation, treatment of geographical boundaries, initialization shocks and biases, etc.

Strongly coupled data assimilation (SCDA)

Motivation: Weekly coupled DA proves successful in improving near-surface atmospheric parameters in both operational and reanalysis systems:

Why strongly coupled DA should lead to further improvements?

1] Observation synergy and inter-medium observation impact may alleviate observational deficiencies in a single medium

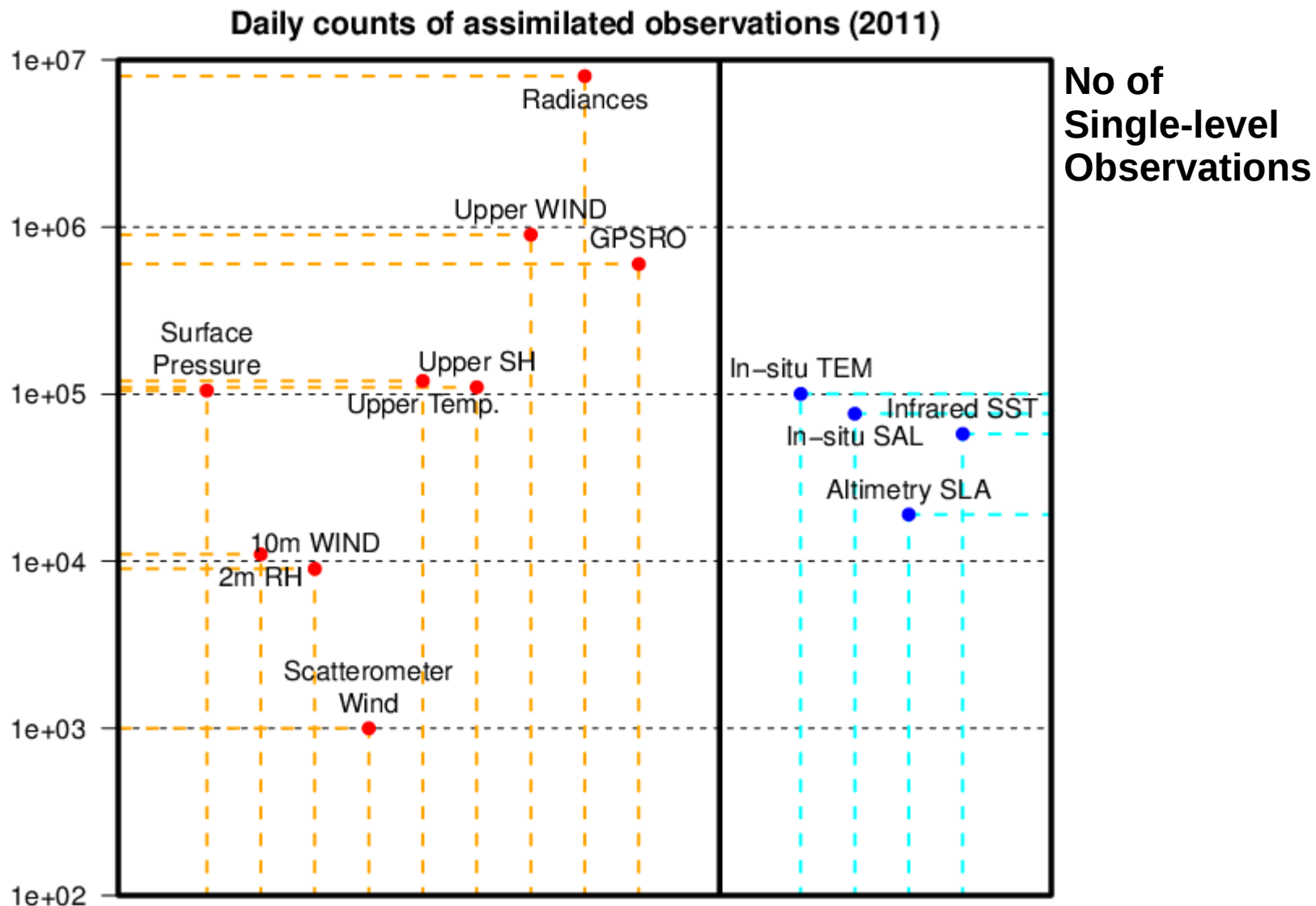
2] Observations whose operators depend on multiple media may further benefit from SCDA (e.g. RTMs for satellite channels sensitive to surface temperature and atmosphere)

3] Strongly coupled DA may also alleviate initialization shocks typical of weakly coupled DA systems, although different time scales of the errors in the two media are not straight-forward to treat.

4] Strongly coupled DA may improve the representation of intrinsically coupled processes and diagnostics (e.g. cyclogenesis, water and heat budgets, storm surges and many more)



Observation synergy



ECMWF ERA-Interim
(Adapted from Dee et al., 2011)

CMCC C-GLORS
www.cmcc.it/c-glors



Observation synergy

Example from Laloyaux et al. (2016, MWR)

Case study:

Observing changes in ocean temperature due to the Cyclone Phailin passage (October 2013), in uncoupled and coupled system with/without assimilation of scatterometer data

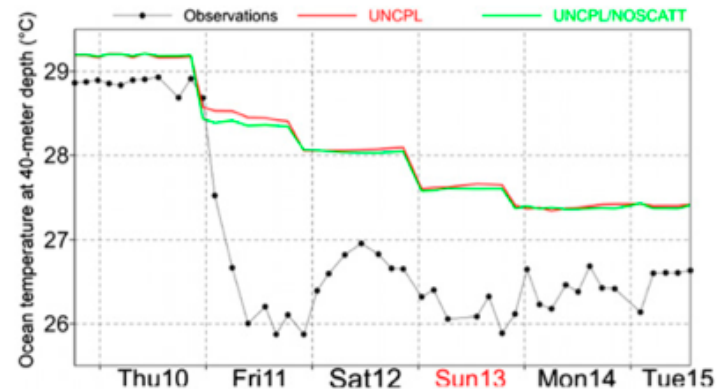
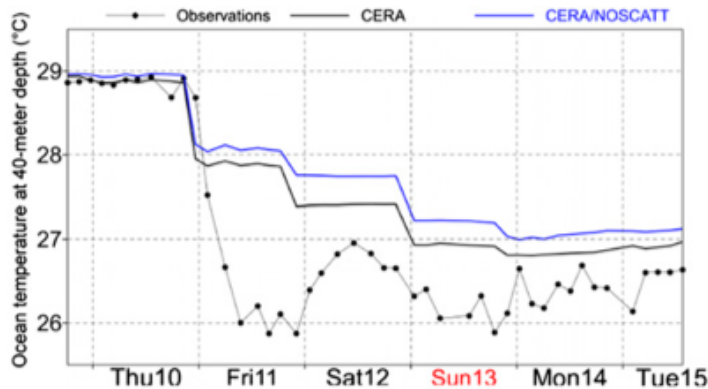
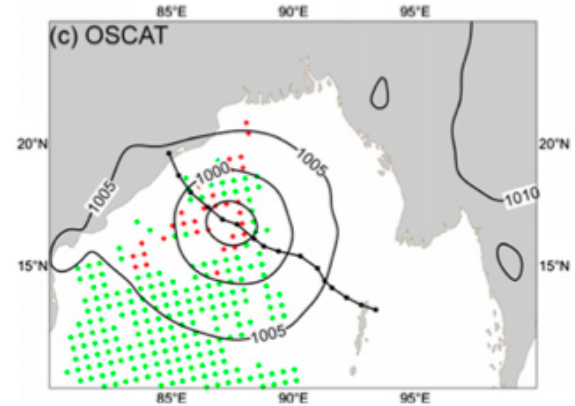


FIG. 13. Time series of ocean temperature observations at 40-m depth from the Argo float 2901335 (black stars). The temperature analyses produced by the (left) CERA and (right) UNCPL systems are plotted for the full and denial observational configurations.



Initialization shocks

WEAKLY

STRONGLY

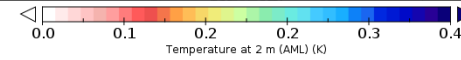
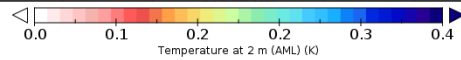
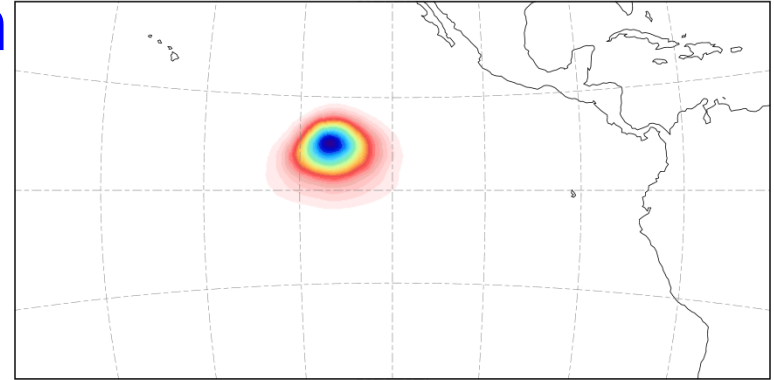
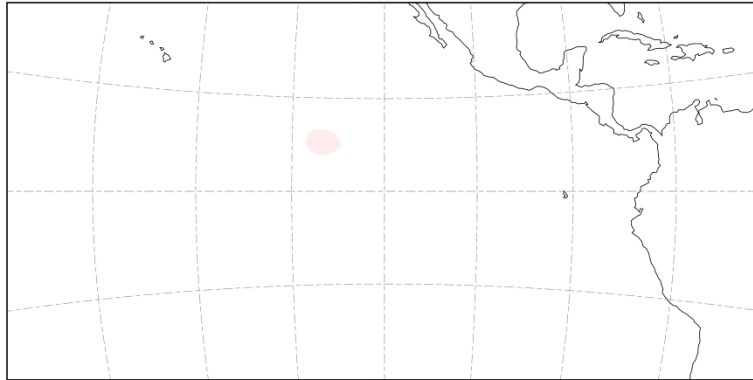
+01h

T2m

SST

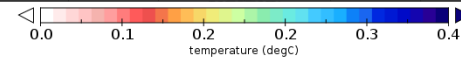
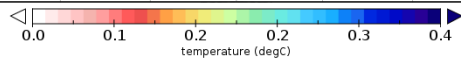
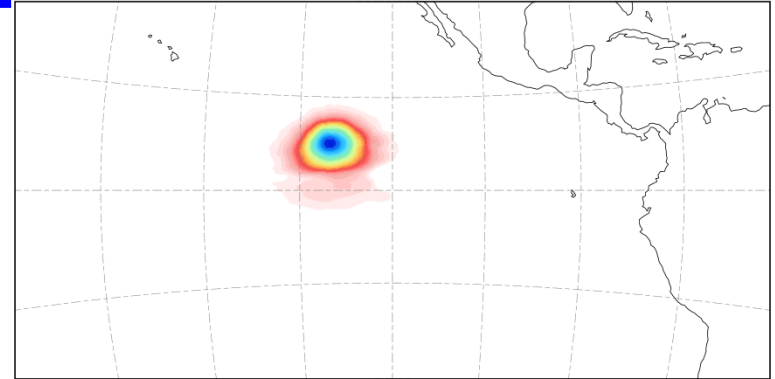
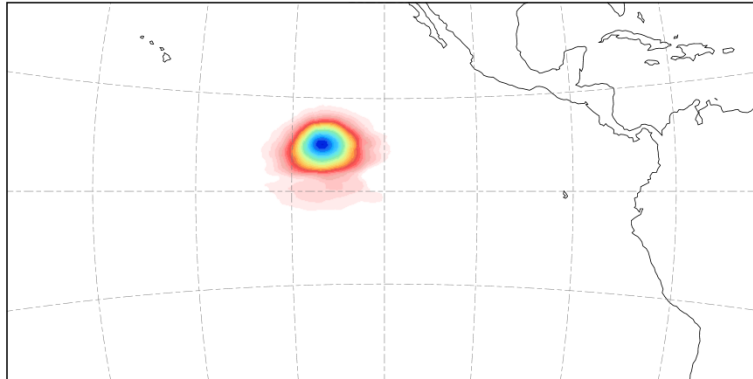
Temperature at 2 m (AML)
Time axis: 2011-07-31 00:30:00

Temperature at 2 m (AML)
Time axis: 2011-07-31 00:30:00



temperature
Time axis: 2011-07-31 00:30:00

temperature
Time axis: 2011-07-31 00:30:00



Initialization shocks

WEAKLY

STRONGLY

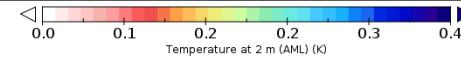
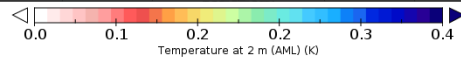
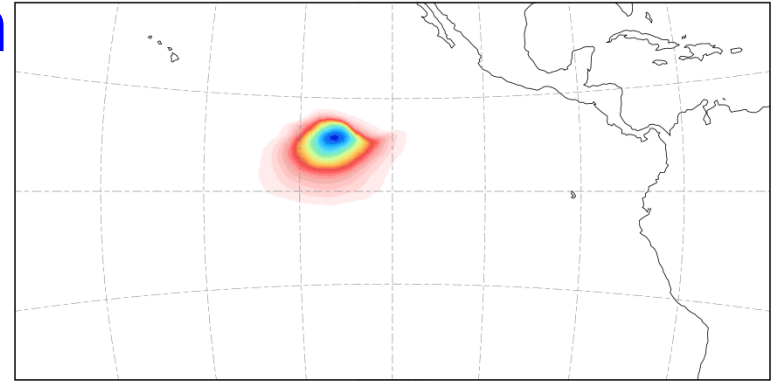
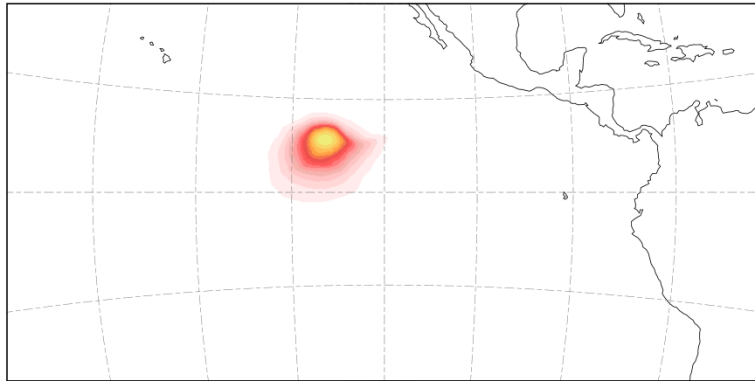
+12h

T2m

SST

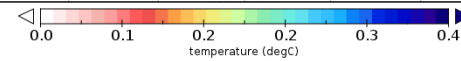
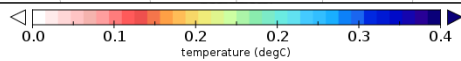
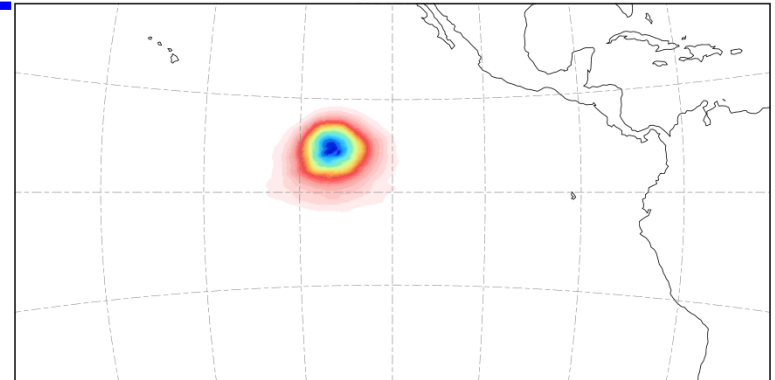
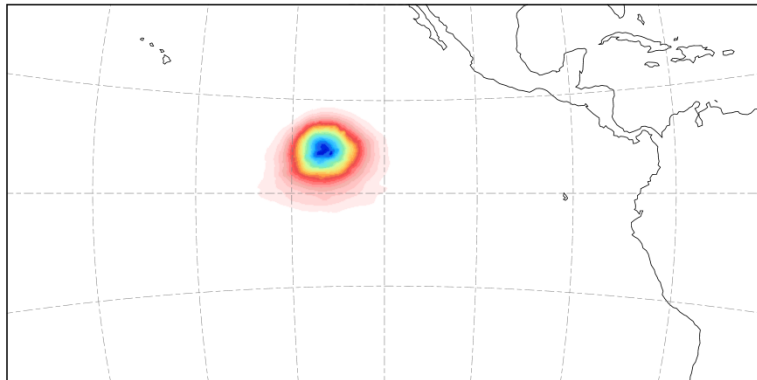
Temperature at 2 m (AML)
Time axis: 2011-07-31 11:30:00

Temperature at 2 m (AML)
Time axis: 2011-07-31 11:30:00



temperature
Time axis: 2011-07-31 11:30:00

temperature
Time axis: 2011-07-31 11:30:00



Initialization shocks

WEAKLY

STRONGLY

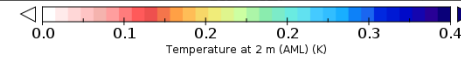
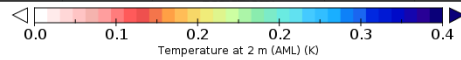
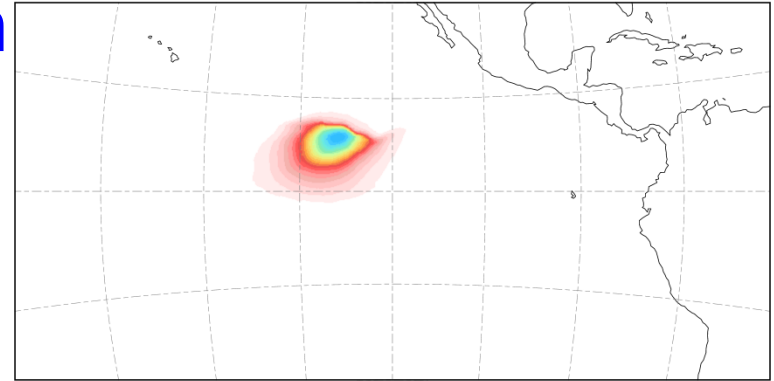
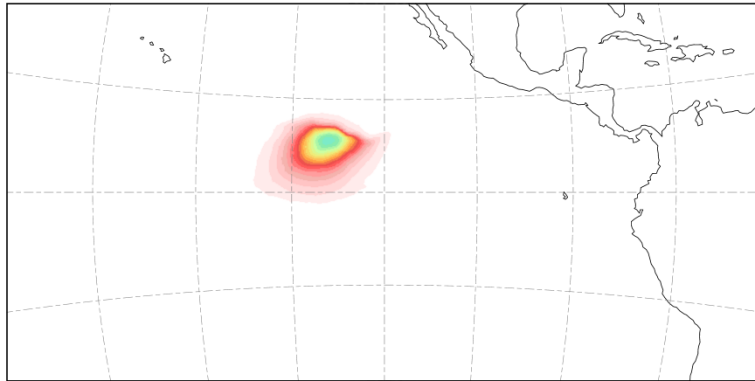
+24h

T2m

SST

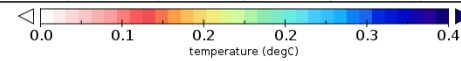
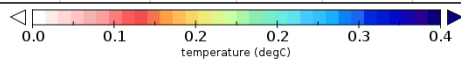
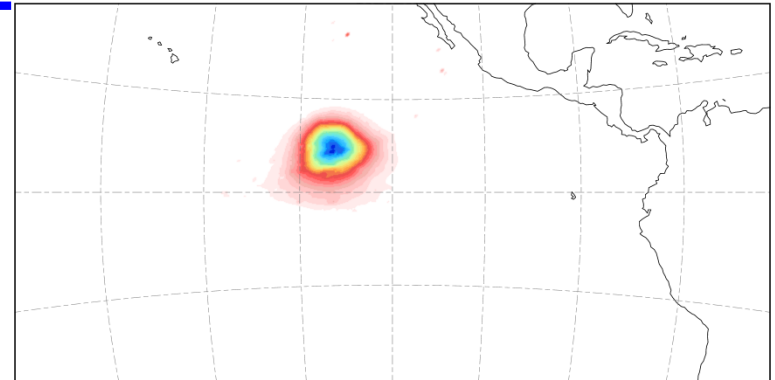
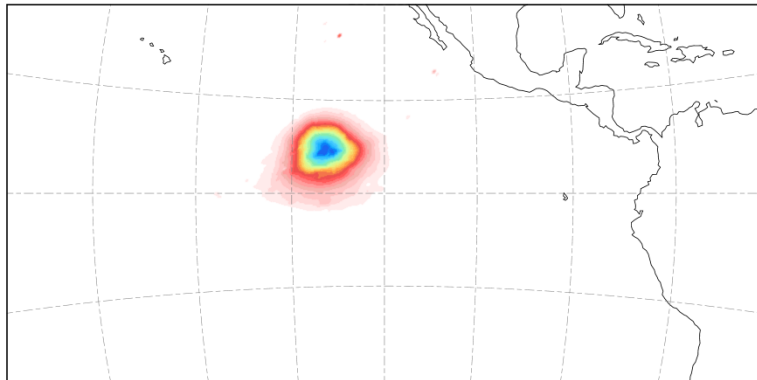
Temperature at 2 m (AML)
Time axis: 2011-07-31 23:30:00

Temperature at 2 m (AML)
Time axis: 2011-07-31 23:30:00



temperature
Time axis: 2011-07-31 23:30:00

temperature
Time axis: 2011-07-31 23:30:00



Initialization shocks

WEAKLY

STRONGLY

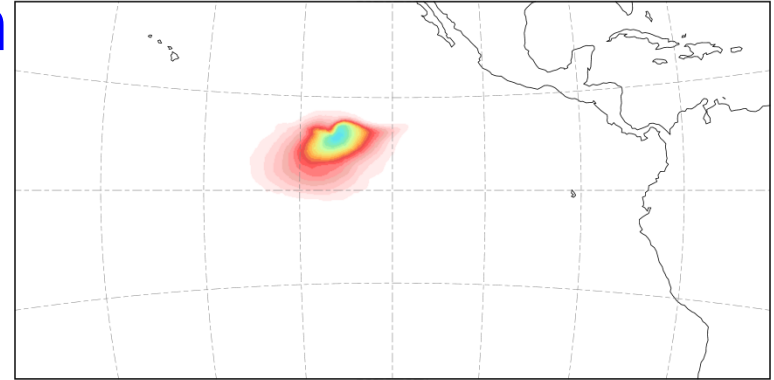
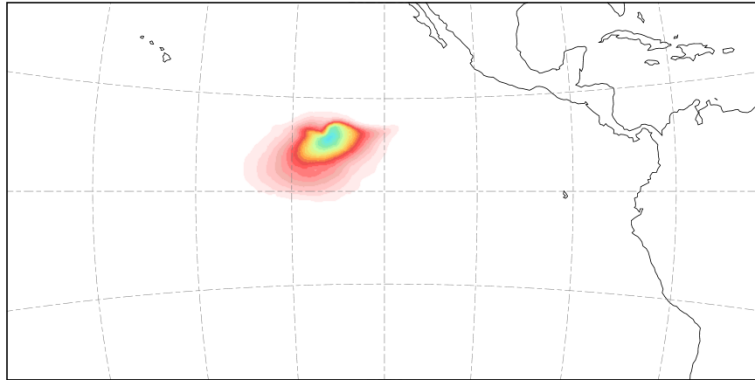
+48h

T2m

SST

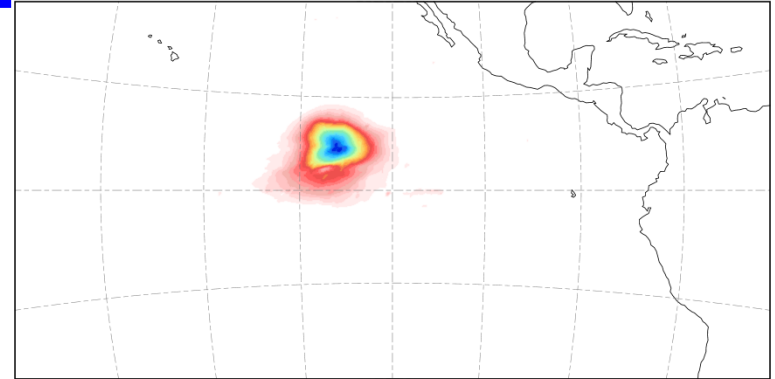
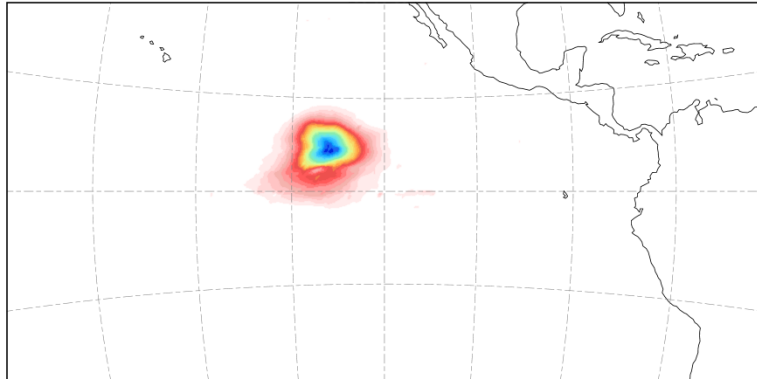
Temperature at 2 m (AML)
Time axis: 2011-08-01 23:30:00

Temperature at 2 m (AML)
Time axis: 2011-08-01 23:30:00

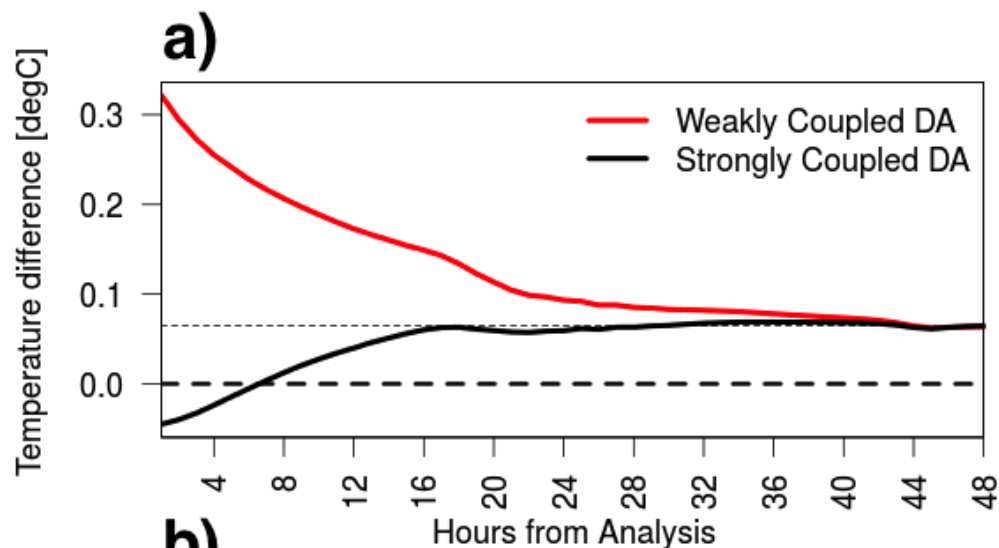


temperature
Time axis: 2011-08-01 23:30:00

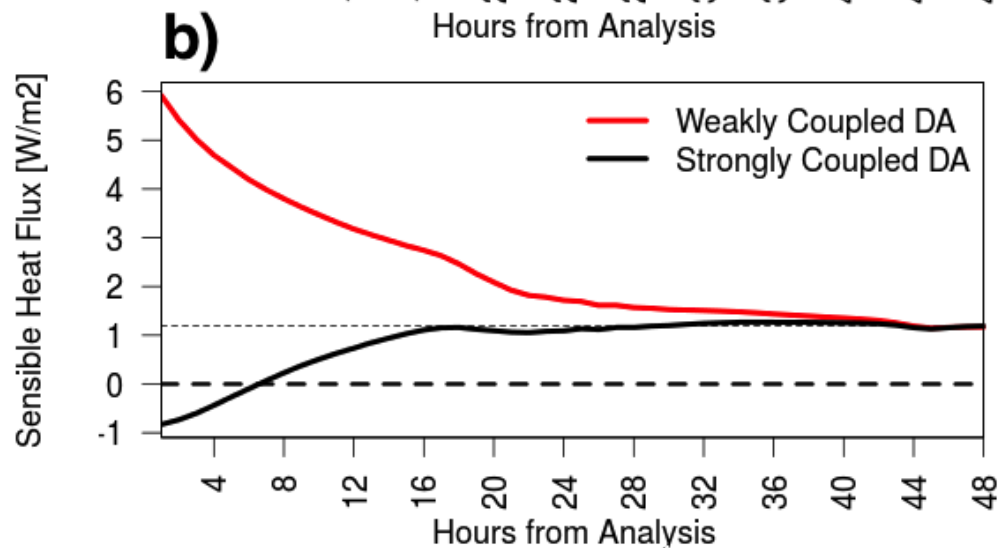
temperature
Time axis: 2011-08-01 23:30:00



Initialization shocks



Evolution with time of air-sea temperature differences and implied sensible heat flux



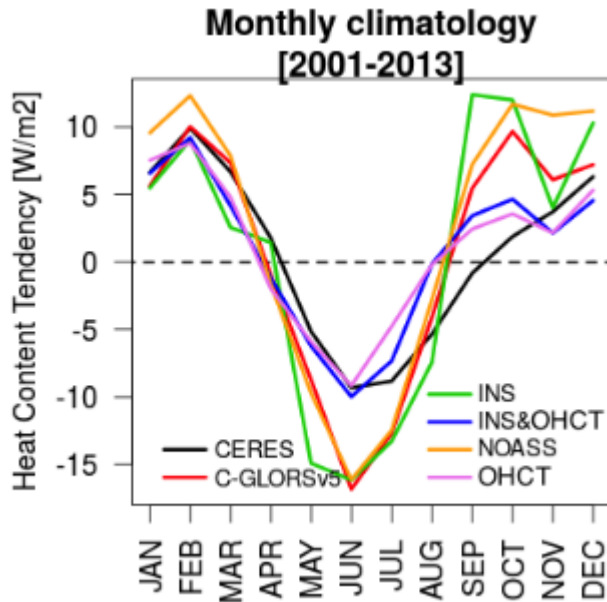
Weakly Coupled DA Analysis Increments
Strongly Coupled DA Analysis Increments



Budget Analysis

Introducing Constraint on Monthly Global Ocean Heat Content Tendencies (OHCT) for use in global ocean reanalyses, with Variational Cost function augmented with OHCT penalty term

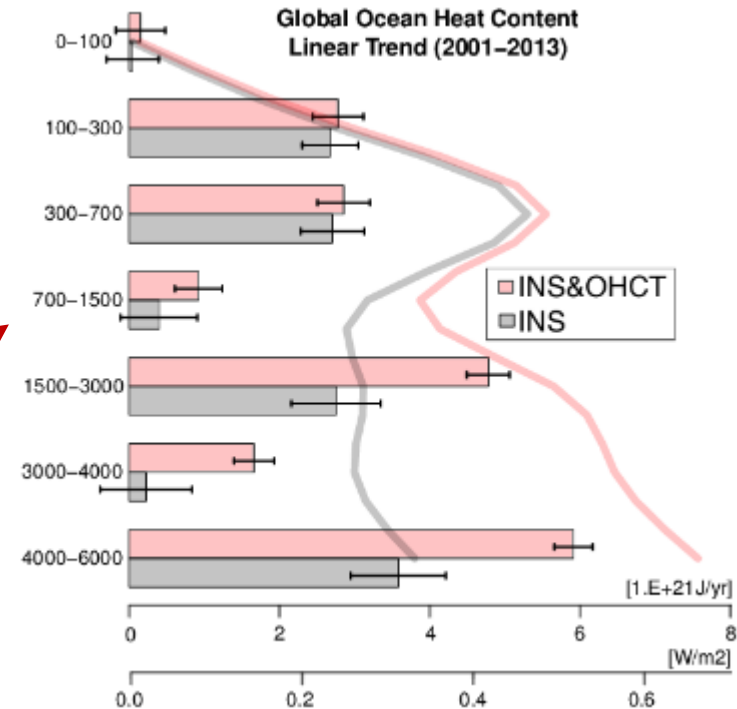
Use of CERES (EBAF-TOA Ed4) Earth Energy Imbalance's data to constrain slowly-varying Ocean Heat Content through assimilation



Improved Seasonal Cycle and Monthly variability

Hidden energy (warming hiatus) Issue conciliated: Increase of heat Below 1500m

Variational Cost function augmented with OHCT penalty term



The use of global energy observations has enormous potential in coupled data assimilation system to constrain Earth's Energy budgets



Strongly coupled data assimilation (SCDA)

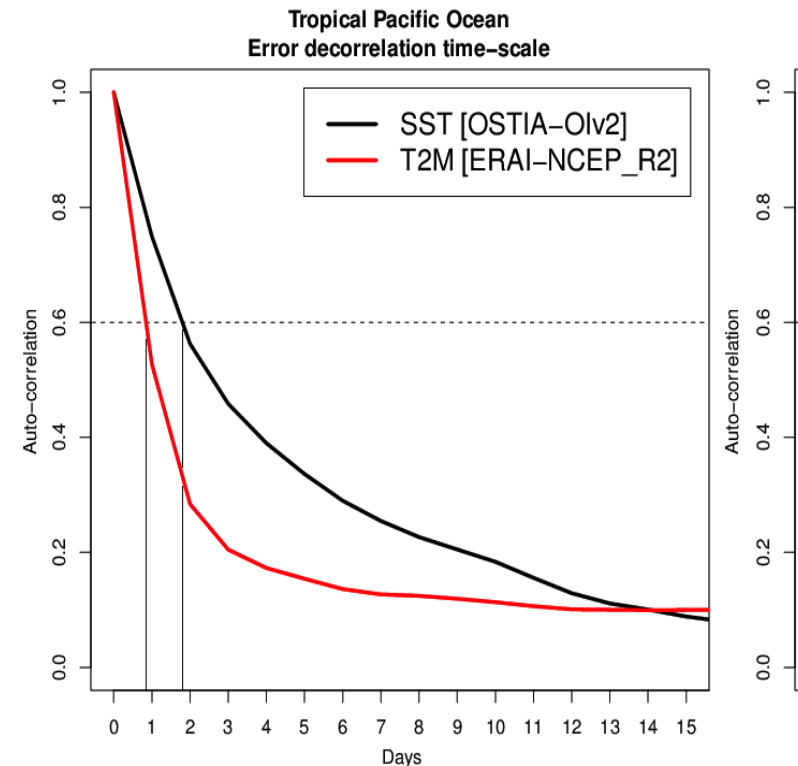
SCDA is however very challenging: there are

Technical challenges

- Requiring large ensemble size for ensemble data methods
- Requiring full TL/AD of coupled model and/or definition of cross-covariances (adjoint-free algorithms developed)
- Huge control vectors
- Interpolation issues or DA coupler
- Optimal resolution and time-window, and trade-off with costs
- Need to upgrade to the most advanced DA component (e.g. hybrid 4DVAR in all)

Scientific challenges

- Time-scales in ocean and atmosphere are different in general
- Certain observing networks may provide detrimental results (representativeness)
- Tropics and extra-Tropics behave differently
- Interface parameterizations (e.g. diurnal cycle) might be inadequate
- Large sensitivity of coupled GCM to parameters
- Biases and errors may easily propagate and amplify between media



And probably many more than these...



Methods (and simplifications) for SCDA

Long-term strategy obviously is to have 1 coupled data assimilation system (possibly 1 software only, or alternatively a DA coupler), i.e. 1 coupled control vector, which embeds all cross-covariances and linearized physics

However, a number of simplifications have been proposed:

Ensemble Data assimilation (not used in most operational centers)

Although apparently straight-forward, coupling issues remain:

- **Different localization scales for ocean and atmosphere** (Frolov et al., 2016)
- **Lagged Cross-covariances** (to account for atmosphere-leading, Lu et al., 2015)
- **Optimal perturbation approaches to excite coupled modes of uncertainty** (Sluka et al., 2016)

Variational data assimilation

- **Different lengths of assimilation time-windows (asynchronous DA)**
- **Adjoint-free (ensemble-based) TL/AD model** (e.g. Local Ensemble Tangent-Linear Model, Bishop et al., 2017)
- **Interface coupler**
 - **ABL/ML** (Frolov et al., 2016)
 - **Bulk formulas adjustment coefficients** (JAMSTEC, Mochizuki et al., 2016)
- **Use of intermediate complexity coupled model (CMCC experiments)**
- **Cross-covariances implied by multiple outer loop coupling in 4DVAR (CERA)**



CMCC experiments

Full Ocean Model (NEMO) Coupled with ABL model, i.e. the coupling is only thermodynamic and not dynamical.

We introduce a balance operator that maps the increments of SST onto those of $(\mathbf{T}_{2m}, \mathbf{Q}_{2m})$ and uses tangent-linear version of CORE bulk formulas (Large & Yeager, 2007)

- $\delta \mathbf{T}_{2m} = \Delta t [\delta \mathbf{Q}_{LW} (\delta \mathbf{SST}) + \delta \mathbf{Q}_{SEN} (\delta \mathbf{SST})] / [\rho_A c_{pA} \mathbf{H}_{ABL}]$
(no condensation in ABL)

*TL model
of air-sea
thermodynamics*

- $\delta \mathbf{q}_{2m} = \Delta t [\delta \mathbf{E} (\delta \mathbf{SST})] / [\rho_A \mathbf{H}_{ABL}]$

*Physical space
($T, S, \eta, T_{2m}, Q_{2m}$)* →

$$\delta \mathbf{X} = [\mathbf{V}_A \quad \mathbf{V}_\eta \quad \mathbf{V}_H \quad \mathbf{V}_V] \mathbf{v}$$

Air-Sea Balance Operator →

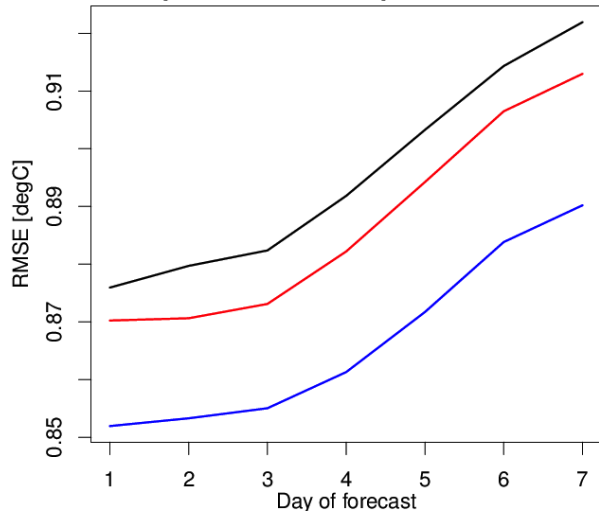
← *Control Variable*

This “analytical balance” may be compared with purely “statistical balance” (cross-covariances deduced by previous experiments), in which case the air-sea balances are embedded in \mathbf{V}_v and \mathbf{V}_a is not accounted for

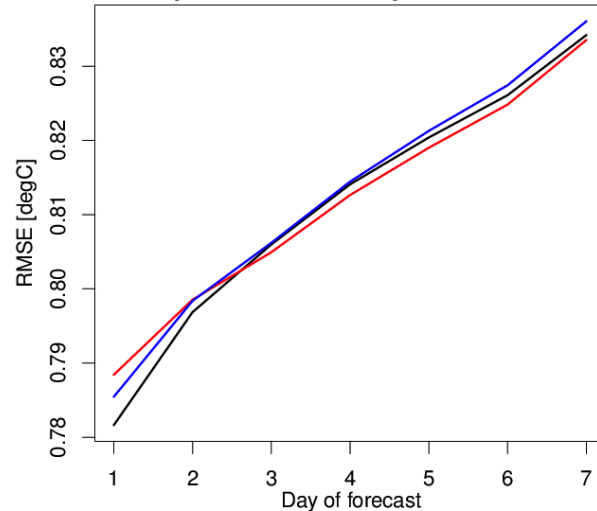


Assimilation of Ocean obs, impact on air


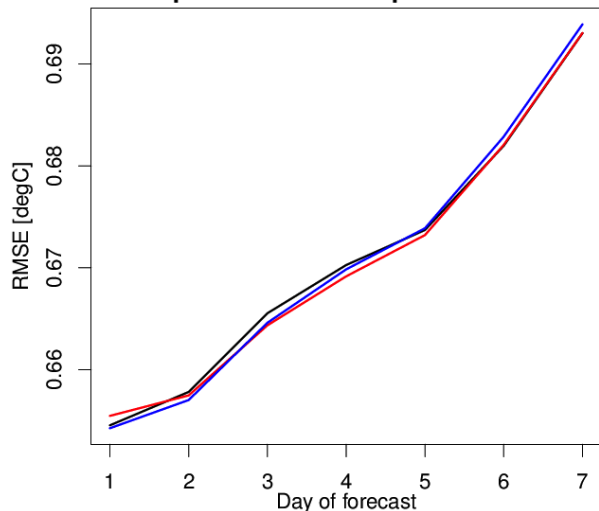
Verification against PIRATA moorings
2m Temperature in the Tropical Atlantic Ocean



Verification against TAO moorings
2m Temperature in the Tropical Pacific Ocean



Verification against RAMA moorings
2m Temperature in the Tropical Indian Ocean



**Weakly
Coupled**

**Strongly
Coupled (air-
sea balance)**

**Strongly
coupled
(statistics)**

**Negligible Impact in
the Extra-Tropics
(probably due to the
thermodynamical
coupling and not
dynamical)**

**Persistent impact
through the
Forecast length in the
Atlantic. In other
basins emerges later**

**Positive everywhere,
Although significant
improvements only in
the Atlantic Ocean**



The CERA system

A common 24-hour window
Atmospheric/ocean obs
assimilated simultaneously

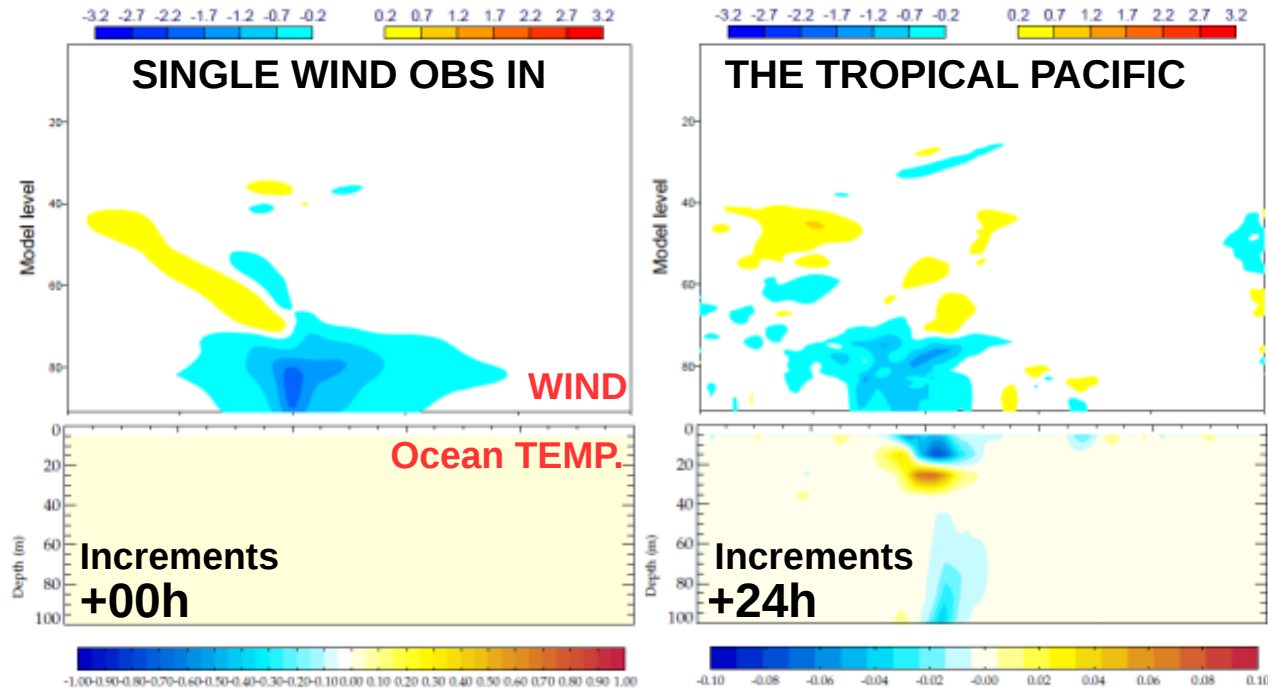
Outer loop: coupled model
computes observation misfits

SST computed in NEMO and
constrained by relaxation

Inner loop: atmospheric and
ocean increments are
computed in parallel
(separate background error,
no coupled TLM and adjoint)

Analysis dynamically
consistent with respect to the
coupled model

**Scheme included in
CERA-20C (ERA-CLIM2
main product) and
CERA-SAT
(in production)**



**Ocean-atmosphere correlations are
implicitly generated within the CERA
incremental variational approach
through the coupling of the outer loop**

The CERA system

A common 24-hour window
Atmospheric/ocean obs
assimilated simultaneously

Outer loop: coupled model
computes observation misfits

SST computed in NEMO and
constrained by relaxation

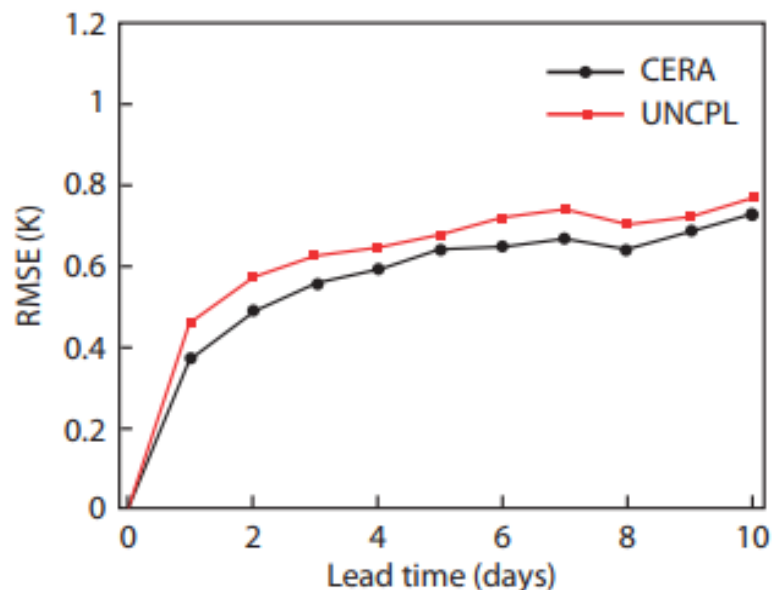
Inner loop: atmospheric and
ocean increments are
computed in parallel
(separate background error,
no coupled TLM and adjoint)

Analysis dynamically
consistent with respect to the
coupled model

**Scheme included in
CERA-20C (ERA-CLIM2
main product) and
CERA-SAT
(in production)**

Verification
against air
temperature
observations in
NINO3 region

CERA System Outperforms UNCPL



**This approach will likely be used for
next generation reanalyses (ERA-6)
and probably will be included in the
ECMWF operational NWP system**

Summary

- ***Coupled data assimilation is the natural way to conceive assimilation in the context of Earth's system modeling for any range of forecasts and reconstructions***
- ***Strongly coupled data assimilation in principle bears many advantages compared to weakly coupled data assimilation, but a number of technical and scientific challenges remains***
- ***Both ensemble and variational schemes are capable to extend to strongly coupled data assimilation, each with some difficulties and limitations***
- ***Simplification in strongly coupled data assimilation is the approach followed by many centers, including the CERA systems developed in ERA-CLIM2 for XX century Earth's system reanalyses***



Thank you