

ERA-40 observation system: TOVS/ATOVS

Angeles Hernandez

ERA-40, ECMWF

Outline

- 1. TOVS and ATOVS systems
- 2. TOVS pre-processing
- 3. Some problems
- 4. Blacklist: tools
- 5. Monitoring after assimilation
- 6. Products

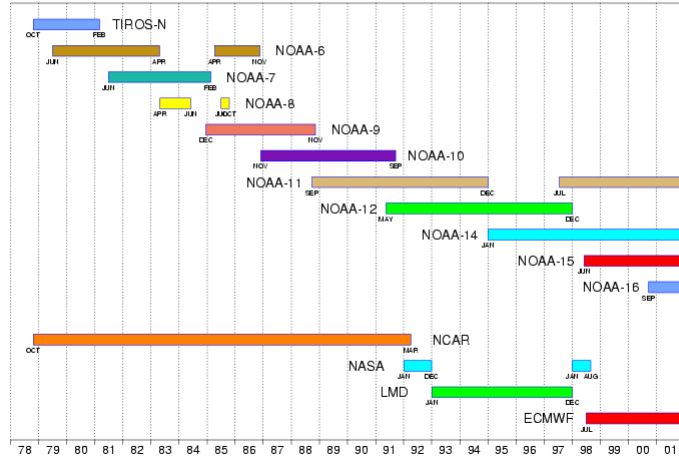
A. Hernandez - Re-analysis Workshop - ECMWF - November 2001

1. TOVS and ATOVS systems

- TOVS instruments:
 - SSU - Stratospheric Sounding Unit - 3 ch
 - MSU - Microwave Sounding Unit - 4 ch
 - HIRS/2 - High res. Infrared Rad. Sounder/2 - 19 ir + 1 vis
- ATOVS instruments:
 - HIRS/3 - 19 ir + 1 vis
 - Advanced Microwave Sounding Units AMSU-A (15 ch) and AMSU-B (5 ch)

A. Hernandez - Re-analysis Workshop - ECMWF - November 2001

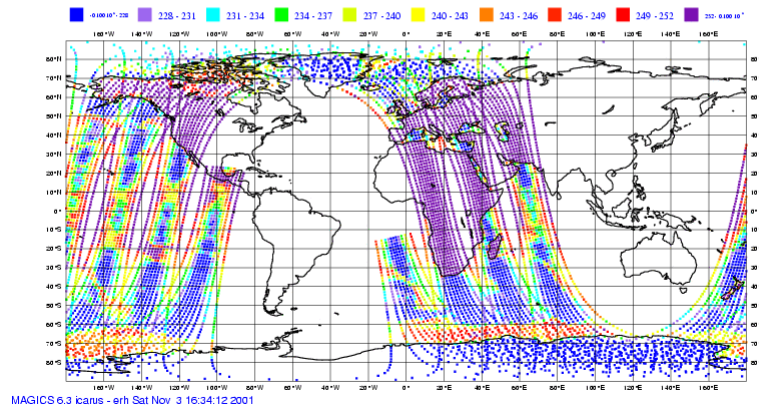
ERA40 - OBSERVING SYSTEM: TOVS / ATOVS
ECMWF Workshop on Re-analysis



A. Hernandez - Re-analysis Workshop - ECMWF - November 2001

ERA40 NOAA-14 MSU 1

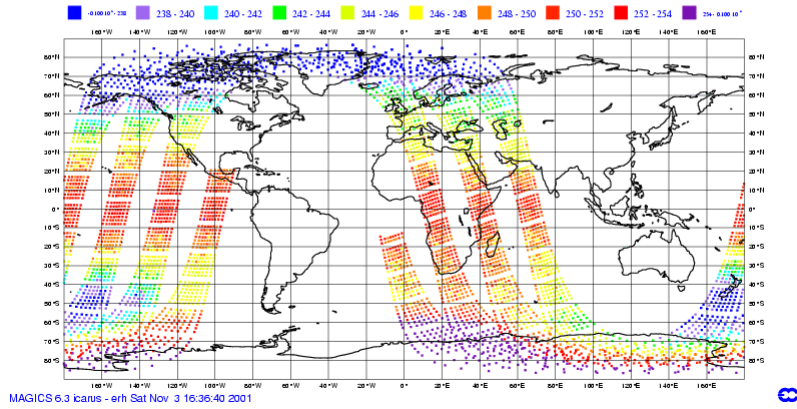
Start date/time: 1997 10 01, 09 00 00
End date/time: 1997 10 01, 14 59 56



A. Hernandez - Re-analysis Workshop - ECMWF - November 2001

ERA40 NOAA-14 SSU 3

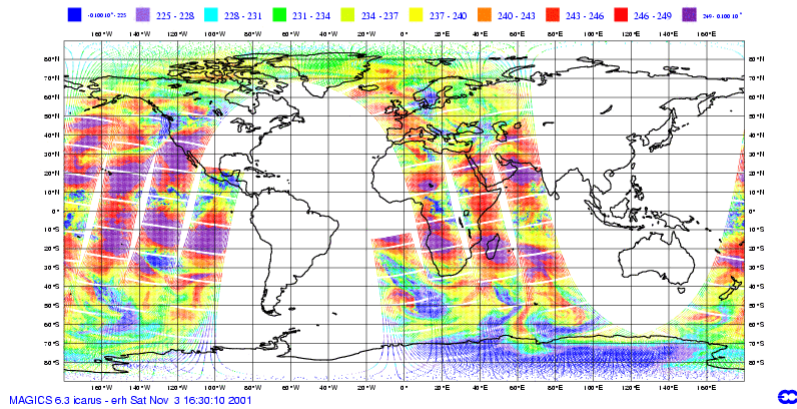
Start date/time: 1997 10 01, 09 00 31
End date/time: 1997 10 01, 14 59 59



A. Hernandez - Re-analysis Workshop - ECMWF - November 2001

ERA40 NOAA-14 HIRS12

Start date/time: 1997 10 01, 09 00 14
End date/time: 1997 10 01, 15 00 00



A. Hernandez - Re-analysis Workshop - ECMWF - November 2001

2. TOVS pre-processing to level 1c

- We receive TOVS level 1b data
 - radiance counts
 - Earth location
 - calibration information
 - quality information
 - code: NESDIS binary
- ERA-40 system uses raw radiances (level 1c)

A. Hernandez - Re-analysis Workshop - ECMWF - November 2001

...2. TOVS pre-processing to level 1c

- TOVS pre-processing (1b -> 1c)
 - radiance calibration
 - location, time, sat zenith angle added to each spot
 - quality control
 - quality information appended
- Software system fully developed in ERA-40
 - step is not a source of differences between periods
- Data produced (level 1c) encoded in BUFR format

A. Hernandez - Re-analysis Workshop - ECMWF - November 2001

...2. TOVS pre-processing to level 1c

- What about ATOVS?
 - 1c level data from September 1998
 - 1b level data June, July, August 1998, maybe
 - AAPP processing package
- BUFR-encoded TOVS/ATOVS 1c data are fed to assimilation system

A. Hernandez - Re-analysis Workshop - ECMWF - November 2001

3. Some problems

- Gaps
 - esp. if no TOVS data from other satellite
 - esp. for stratosphere, as coverage by conventional observations is poor
 - we try to fill them (thanks to LMD, NASA, NOAA/CIRES, SAA, NCEP)

A. Hernandez - Re-analysis Workshop - ECMWF - November 2001

...3. Some problems

- Bad quality data
 - might have a negative impact
 - we try to spot them before assimilation to avoid using them
- Typical examples of bad quality
 - channel / instrument failure
 - channel / instrument malfunction
 - bad Earth location
 - periods of noisy data

A. Hernandez - Re-analysis Workshop - ECMWF - November 2001

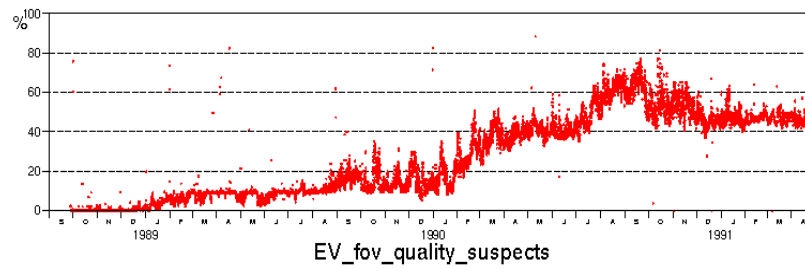
4. Blacklist and tools

- Need to spot bad periods before assimilation
- Sources of information
 - Many: integration difficult, very different nature
 - NOAA POD User's Guide: Problem and Change Record
 - Other users (literature, personal communications, ...)
 - ERA-15 experience (e.g. Earth location)
 - Our own tools
 - Quality info (as in 1b dataset) plots
 - Brightness temperature time series

A. Hernandez - Re-analysis Workshop - ECMWF - November 2001

...4. Blacklist and tools

ERA-40 TOVS 1B
NOAA-11 198809 - 199104
MSU



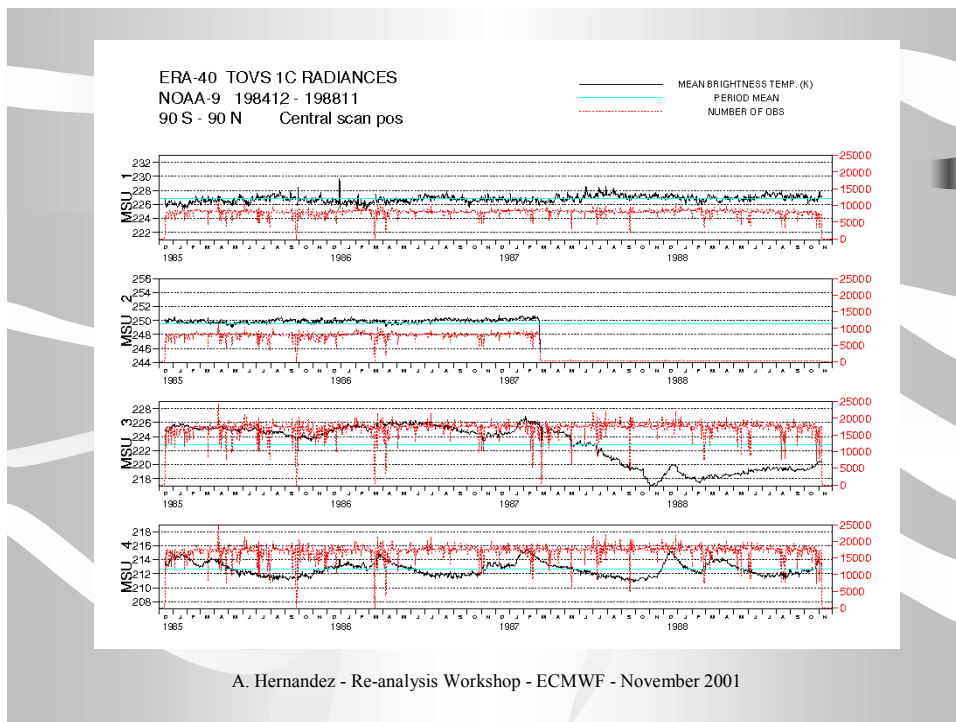
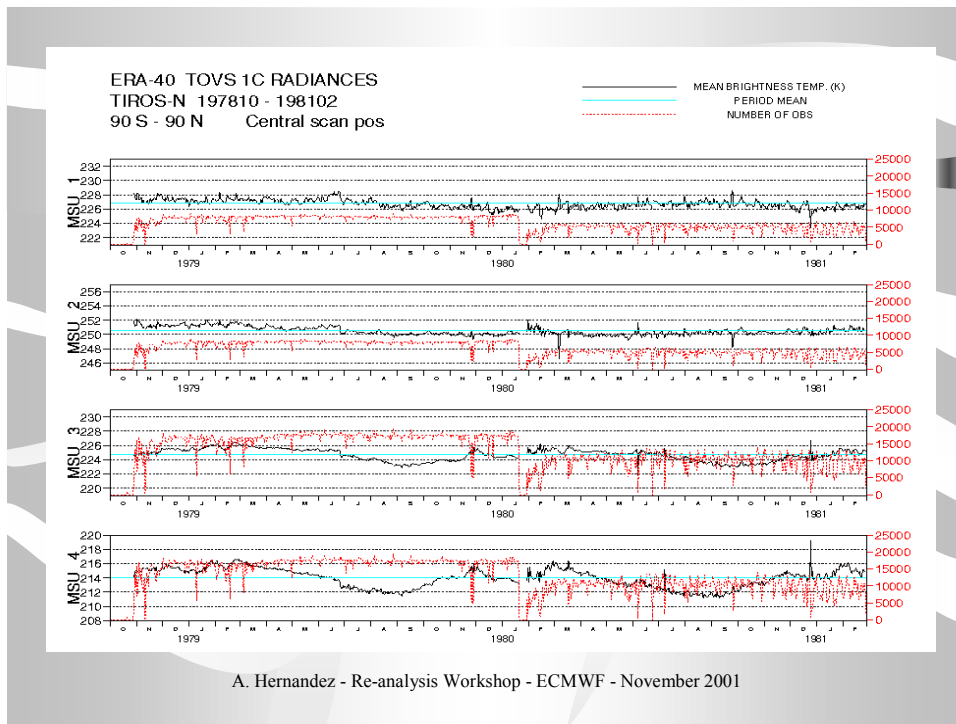
A. Hernandez - Re-analysis Workshop - ECMWF - November 2001

...4. Blacklist and tools

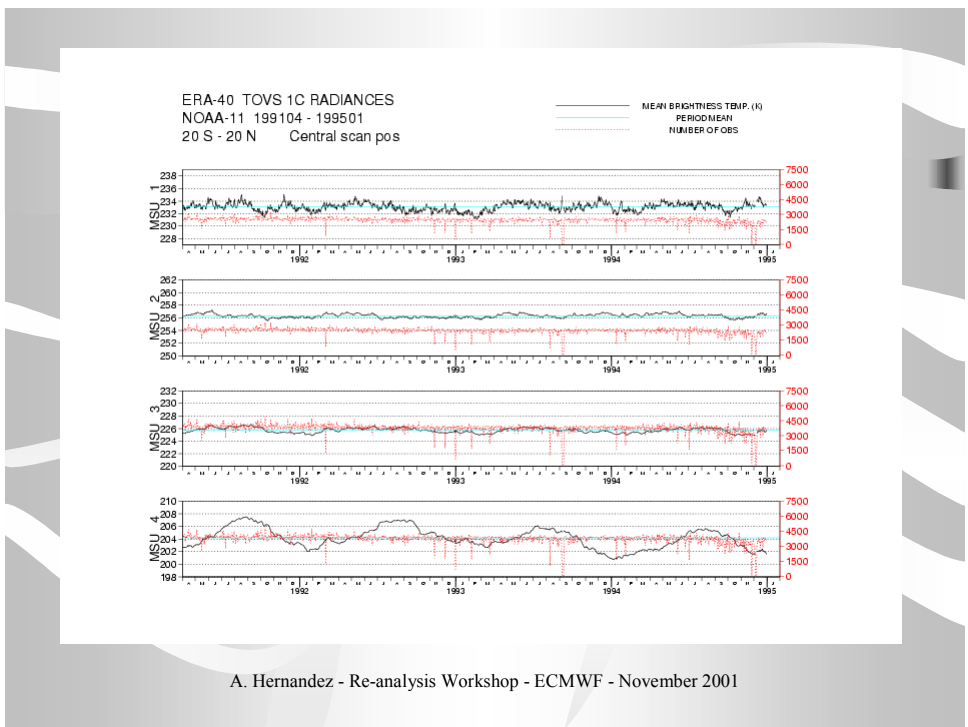
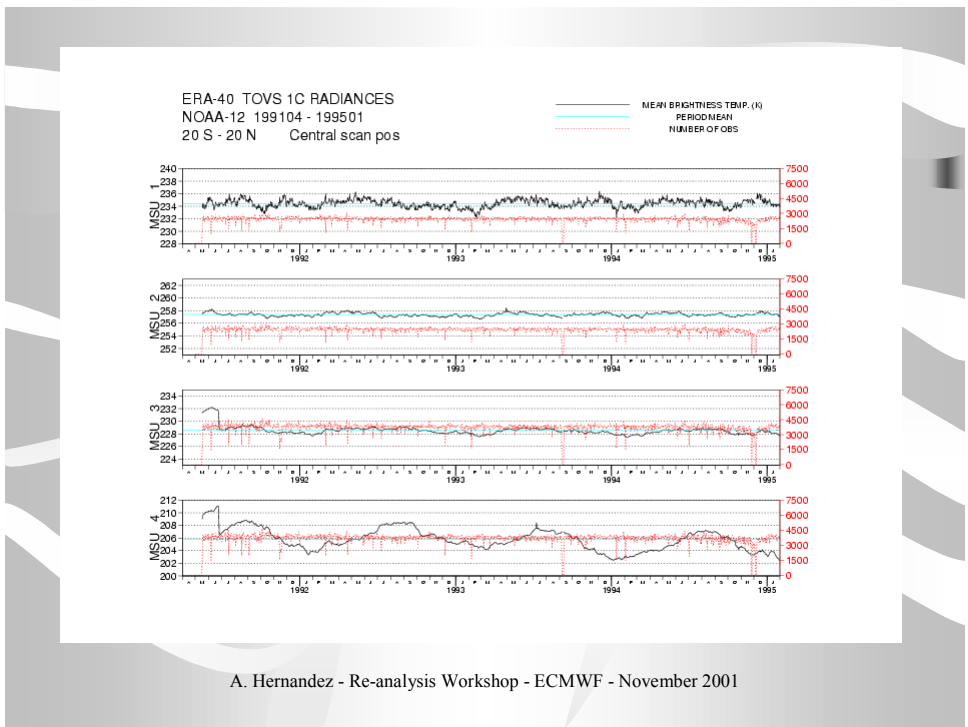
- Brightness temperature time series can help to spot
 - gaps
 - periods of poor coverage
 - channel - instrument failure
 - channel - instrument malfunction
 - changes (often show as jumps)
 - temporary problems (often show as spikes if period is short)
 - bad Earth locations (MSU1 spike is a telltale)

A. Hernandez - Re-analysis Workshop - ECMWF - November 2001

HERNANDEZ, A.: ERA-40 OBSERVATION SYSTEM: TOVS



HERNANDEZ, A.: ERA-40 OBSERVATION SYSTEM: TOVS



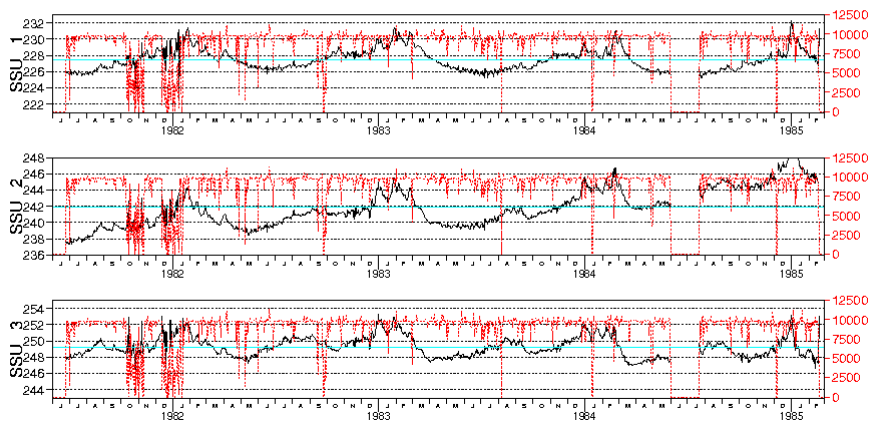
...4. Blacklist and tools

- BT time series: apparent warmings or coolings
 - atmospheric tendency?
 - orbital drift, orbital decay?
 - change in instrument response?
- Example: SSU on NOAA-7
 - gas leaks in SSU pressure-modulated cell
 - problem to be addressed

A. Hernandez - Re-analysis Workshop - ECMWF - November 2001

ERA-40 TOVS 1C RADIANCES
NOAA-7 198106 - 198502
90 S - 90 N Central scan pos

— MEAN BRIGHTNESS TEMP. (K)
— PERIOD MEAN
- - - - - NUMBER OF OBS



A. Hernandez - Re-analysis Workshop - ECMWF - November 2001

5. Monitoring after assimilation

- Some problems not spotted before assimilation
 - or spotted, but we have to choose between data of doubtful quality and a gap, and we might prefer the data
- Monitoring tools:
 - time series of radiance departures (obs - first guess)
 - time series of analysis increments
- If monitoring shows a significant negative impact of TOVS, problem is addressed (e.g. channel blacklisted), and period rerun

A. Hernandez - Re-analysis Workshop - ECMWF - November 2001

6. TOVS/ATOVS products

- TOVS 1b archive
 - period: Oct 1978 to Dec 2001
 - code: NESDIS
 - size: aprox 1 Tb
- TOVS/ATOVS 1c archive
 - period: Oct 1978 to Dec 2001
 - code: WMO BUFR
 - size: aprox 0.6 Tb

A. Hernandez - Re-analysis Workshop - ECMWF - November 2001

...6. TOVS/ATOVS products

- Documented blacklist
 - as used in ERA-40
- Time series of brightness temperatures
 - 6 latitude bands, 3 scan position bands
- Quality information (as contained in 1b dataset) plots
- ERA-40 Report on TOVS

A. Hernandez - Re-analysis Workshop - ECMWF - November 2001